



VICTORY BX-102RSE WOOD SHREDDER

For Tractors With CAT II. 3-Point-Hitch



- For tractors from 60 - 150 HP
- Hydraulic feeding system
- Electrohydraulic valves: easy operation by push button



VICTORY BX-102RSE WOOD CHIPPER

PTO shaft driven wood chipper with hydraulic feeding system for professional and fast processing of wood with up to 23 cm in diameter.



PTO shaft with
adjustable friction clutch
Included

24 months
Warranty

12 months for commercial customers



included

€ **from 3.998**




The Victory BX-102RSE hydraulic wood shredder complies with all safety regulations and is CE tested following the 2006/42/EC machine directive

Tractor hydraulic wood shredder wood chipper system

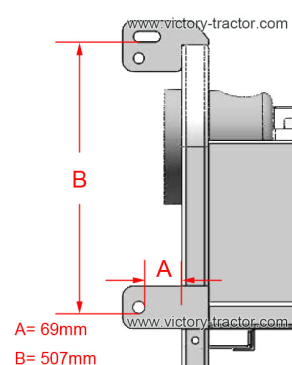
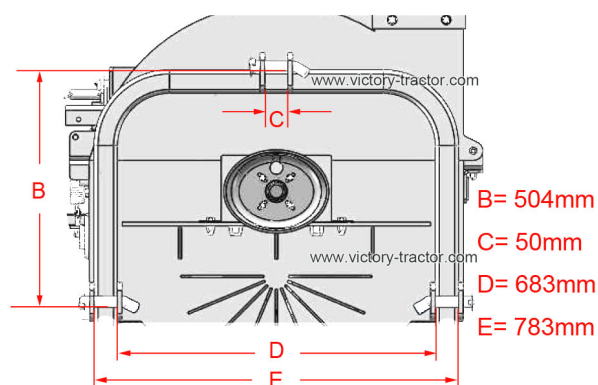
Hydraulic wood chipper for tractors with 60 hp to 150 hp with CAT. II 3-point hitch

- 1** Up to 1000 rpm rotor speed.
- 2** 4 rotor knives cut the wood up to 67 times per sec.
- 3** PTO shaft with adjustable friction clutch.
- 4** Foldable input chute, for easy storage.
- 5** Adjustable feeding speed.
- 6** Hydraulic forward / backward.
- 7** BX-102RSE is delivered fully assembled.
- 8** Direct PTO drive system.
- 9** Maintenance-friendly thanks to the foldable rotor and feeding system cover.



Technical Specifications VICTORY BX-102RSE WOOD CHIPPER

DATA	BX-102RSE
Dimensions (HxWxD)	250 x 155 x 40 cm
Total weight	710 kg
3-point hitch	Cat II
Max. PTO shaft RPM	540 / 1000 1 3/4" 6Z
Length of PTO shaft	1000 mm
Length of hydraulic pipes from lower hitch	1100 mm
Power supply tractor	12 V 3-pin appliance socket
Best result achieved with	1000 U /min
PTO security	adjustable friction clutch
Drive system	direct drive
Min. tractor hydraulic performance	pressure: 165 bar / 2400 psi / 16.5 mpa flow: 13 L/min / 3.5 gpm
Tractor engine power recommended	60-150 HP
Power needed for max. performance	70-90 HP
Rotor diameter	935 cm
Rotor width	30 mm
Rotor weight	197 kg
Number of knives	4 + 1 + 1
Rotor knife size / counter knife size	32 x 10 x 1,7 cm / 27 x 9,5 x 0,9 cm / 14,5 x 6 x 0,9 cm
Counter knife adjusting area	0 - 10 mm
Hopper opening	112 x 74 cm
Chipper housing opening	28 x 23,5 cm
Recommended diameter of shredding material	< 23 cm
Distance lower edge of feeding chute to the ground	50 cm
Distance feeding rollers to the knives	10 cm
Size of shredded material	1 - 5 cm
Feeding system	hydraulic forward / backward
Discharge hopper max height from ground	240 cm (290 cm with optional extended chute)
Output chute	230°
Rotor housing strength	8-10 mm
Painting	powder coating; green yellow
Transport rack (LxWxH)	125 x 115 x 122 cm





ONLINE-SHOP FOR TRACTOR ATTATCHMENTS

Tiller, Stone Burrier Tillers, Cultivators, Wood Shredders, Wood Chippers
Stump Grinder, Trenchers, Shaft Grinder, Wood Splitter and Log Saws



Contact

Phone: + 49 (0) 4188 4444 773

E-mail: info@victory-tractor.com

V&B Europe GmbH

Am Flidderberg 74

D-21256 Handeloh - Germany